



Demographic Dividend National Observatory (DDNO)

DEFINITIONS
&
MISSIONS

DIMENSIONS
&
INDICATORS

INSTITUTIONNALIZATION
&
OPERATING WAY



*Camille GUIDIME and Jean Baptiste OGA,
Members of CREG*





Plan

- I. The DDNO : Definitions , Missions, Units
- II. Dimensions and DDNO monitoring indicators
- III. Institutional Arrangement : anchorage, status, composition, operating way
- IV. The DDNO effective setting up: the Process in 3 steps



The DDNO?

A Monitoring
Barometer

A monitoring tool

A set of
Demographic
Dividend Indicators

A modeling tool

A Scientific basis
for effective and
efficient plea

An opportunity to
make public policy
proposals



DDNO MISSIONS ?

1. Data Collection and Storage
2. Data Analysis;
3. Transversal Information System
4. Information, communication and plea;
5. Decision making process on DD.



The DDNO Units?

DD Follow-Up



PARTENARIATS TECHNIQUES ET FINANCIERS



COMMUNICATION and ADVOCACY



DATA ANALYSIS



DATA COLLECTION AND STORAGE

Information System



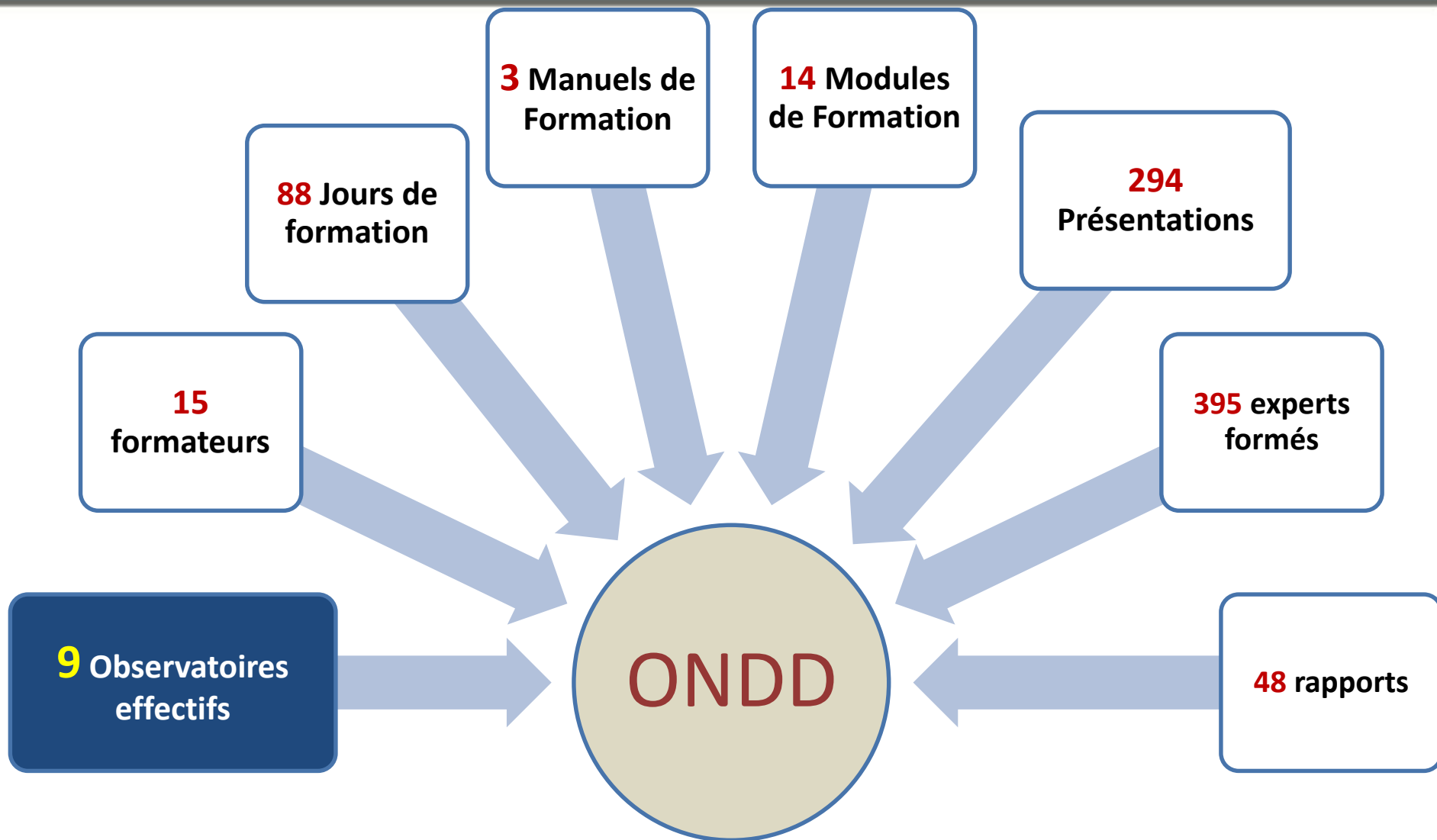
ONDD | ETAT DES LIEUX

Pays	Ancrage	Loi/Arreté	Team	Outils Analyses	Système IT
Bénin	DGPD	En cours	En cours	NTA, Demdiv, DDMI	NON
Burkina-Faso	DGEP	Existant	En place	NTA NTTA, Demdiv, DDMI	NON
Côte d'Ivoire	ONP	En cours	En cours	NTA, Demdiv, DDMI	NON
Mali	ONDD	Existant	En place	NTA, Demdiv, DDMI, BSDD	NON
Mauritanie	MEFP	En cours	En cours	NTA, Demdiv, DDMI	NON
Niger	ONDD	Existant	En place	NTA, Demdiv, DDMI	NON
Tchad	MEPD	Existant	En place	NTA, Demdiv, DDMI	NON
Sénégal	MEPC	Existant	En cours	NTA, Demdiv, DDMI	NON
Guinée	Plan	En cours	En cours	NTA, Demdiv, DDMI	NON

NTA: PROFILS NTA, Mesure du Ratio de Soutien et du DD1 (Disponibles)



ONDD RESULTATS





Acquis ONDD & Perspectives

ACQUIS

PERENNISATION ET PERSPECTIVES

STABILITE DU MODELE
INSTITUTIONNEL DES
OBSERVATOIRES DU DD

VALIDATION SCIENTIFIQUE
ET OPERATIONNEL DES
OUTILS

**PARTENARIAT
STRATEGIQUE AVEC
LA CEA**

**COMITE SCIENTIFIQUE
DE VALIDATION DES
OUTILS TECHNIQUES**

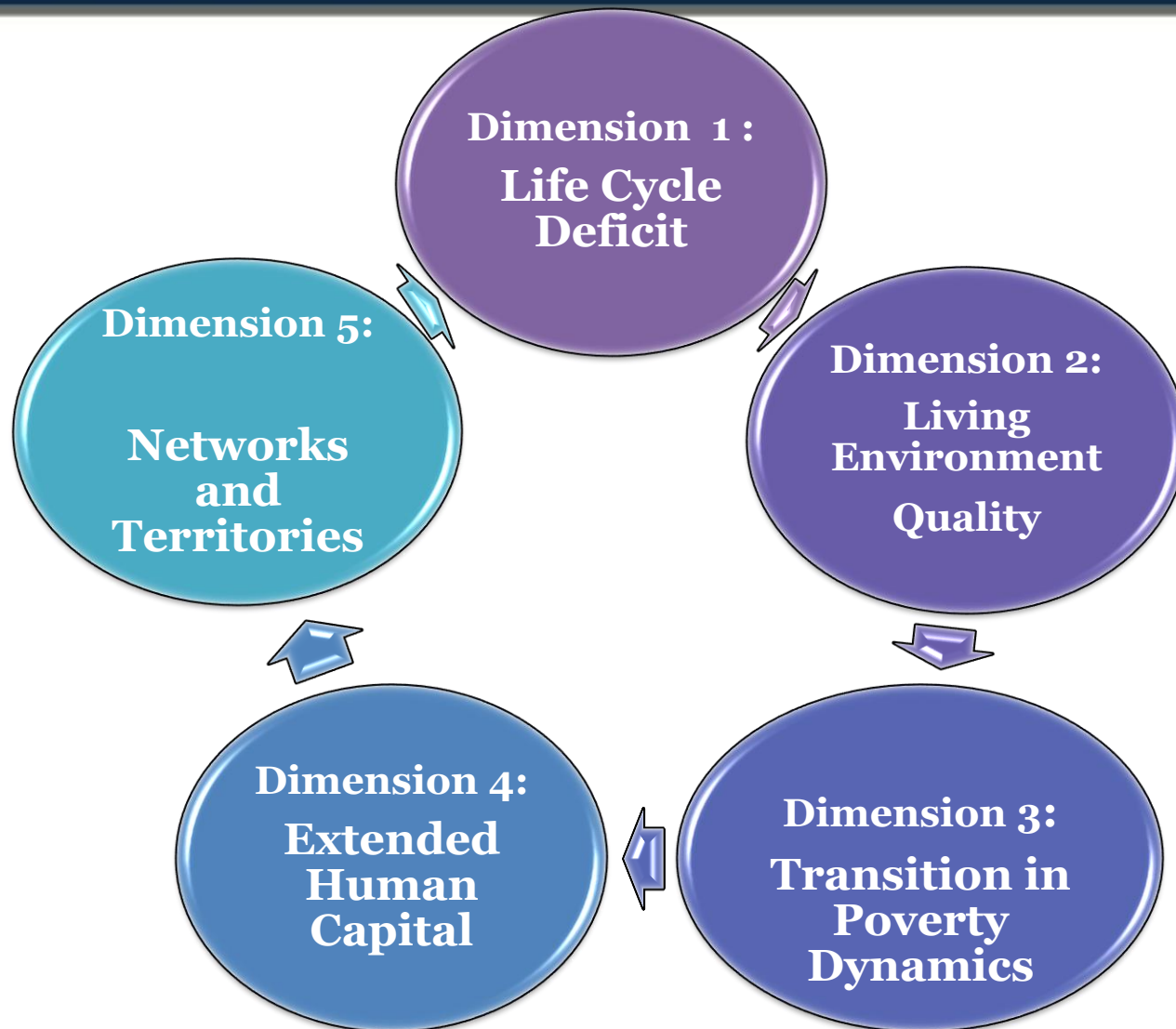
**Consolider les acquis.
Tester de nouveaux
outils, Accompagner
les nouveaux pays**

**Mise en place du
Système
d'information des
ONDD**



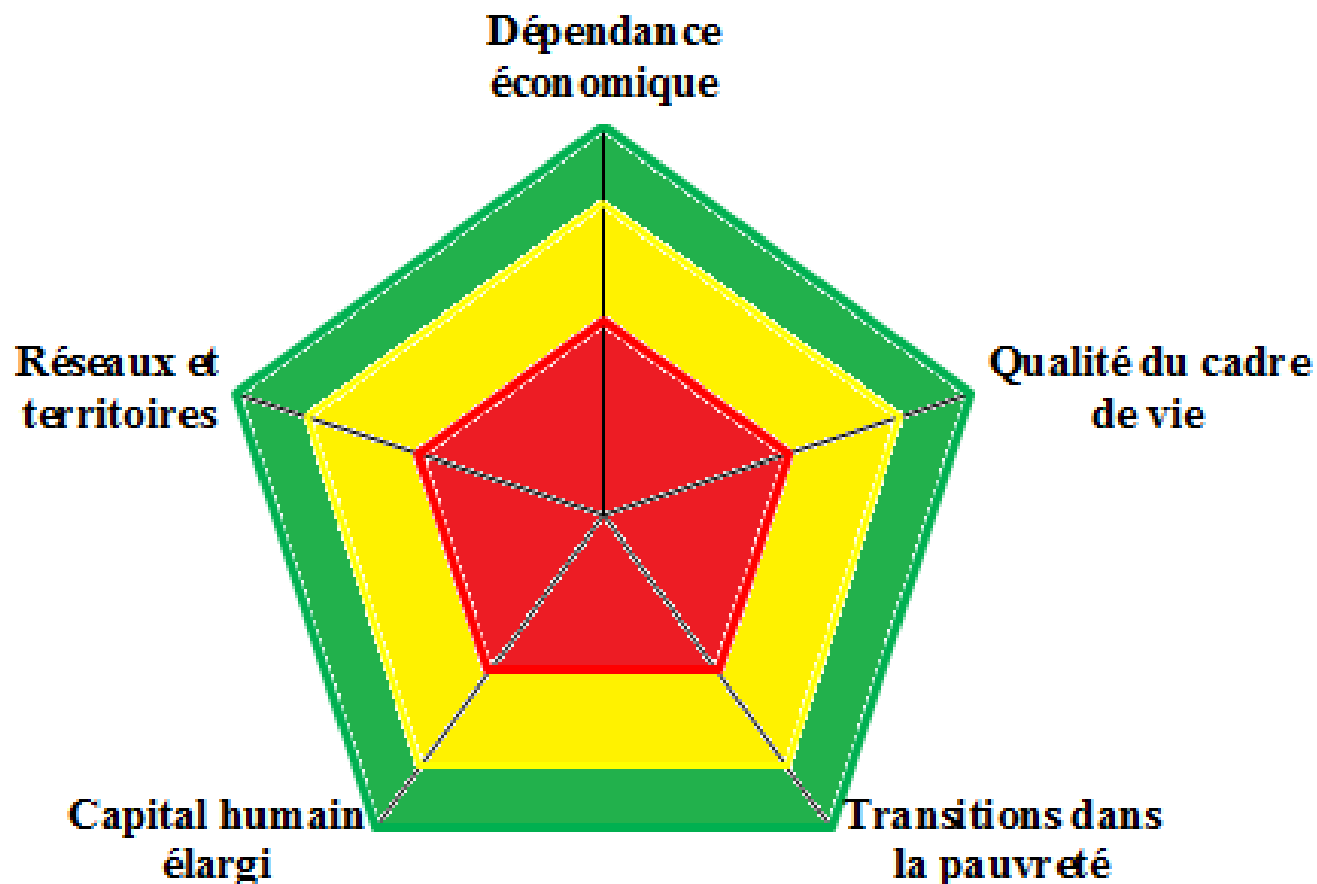
DIMENSIONS AND DDNO MONITORING INDICATORS

DDNO Dimensions

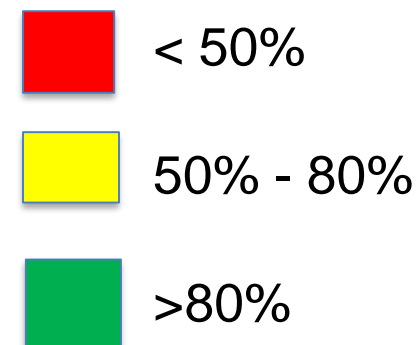




Synthesis Indicator Reading Grid



Légend :





INSTITUTIONAL ARRANGMENT ANCHORAGE- STATUS –OPERATING WAY



Institutional Anchorage

OPTION 1: HEAD OF STATE OFFICE, PRIME MINISTER OFFICE OR MEF

- Advantages: visibility, national priority, authority.
- Disadvantages: Risk of excessive politicization, disinvestment of some sector ministries

OPTION 2: SECTOR MINISTRY: POPULATION, HEALTH, EDUCATION, YOUTH

- Advantages: A leading sector involvement boosts the others;
- Disadvantages: lack of authority, little visibility, less multi-sectorality.



DDNO Organization Chart

Management Unit

Technical Committee

Information System

Partner 1
Data Collection

Statistics National Institute; Ministries

Partner 2
Analysis and Modeling

University
;Statistics National Institute; Ministries

Partner 3
Communication and Advocacy

Ministries

Partner 4
Technical and Financial Partners

Other Related DD Observatories;
UNFPA



The DDNO Composition

- A coordinator with his or her Management Unit
- A technical committee composed of the other national observatories as well as any other institutions.
- Each unit is led by a head of unit (leader) who is a representative of one of the institutions collaborating with the observatory.
- The Observatory members are focal points from different institutions.



The DDNO Status

- Varies according to country and the institutional anchorage adopted
- Draft Decree of creation proposed at the request of certain countries
- Coordinator Appointment by ministerial instruction



DDNO EFFECTIVE SETTING UP PROCESS



Step 1

Organization of a stabilization training workshop

Validation of the institutional anchor, the organization chart, the partner institutions, the operating way, the budget and the indicators and dimensions.

- Duration : 5 days
- Conduct : Plenary Sessions + mini-Workshops
- Deliverables : Training report, liste des indicateurs validée



Step 2

Prérequis à la formation finale

Experts appointment to take part in the training at a country level

Compilation of the basic indicators by the experts designated in phase 1; indicators sending to CREG-CREFAT for calculation initialiazation for each dimension.



step 3

A workshop Organization for the DDNO effective setting up

CREG-CREFAT Team stay in a country over a period of 10 days

A 50 to 60 local Expert Training

Option 1 :

Synergistic approach: Intensive training over two weeks

Option 2 :

Sequential approach: Differentiated training of observatory units



Demographic Dividend National Observatory (DDNO)

DEFINITIONS
&
MISSIONS

DIMENSIONS
&
INDICATORS

INSTITUTIONNALIZATION
&
OPERATING WAY

